

EASTERN ZONE SEPTEMBER MEETING



Protocols


EASTERN ZONE SEPTEMBER MEETING

- Please remain muted unless you are recognized to speak
- You can request to speak by:
 - Raising your hand
 - Typing in the Chat window
- You can also ask questions via the Chat Window



EASTERN ZONE SEPTEMBER MEETING

- Rename yourself to include your LSC and full name
 - First, open the Participants Tab



EASTERN ZONE SEPTEMBER MEETING

- Rename yourself to include your LSC and full name (e.g. CT – John Doe)

A screenshot of a Zoom meeting interface showing the participants list. The list contains two participants: "Potomac Valley Swimmi... (Host, me)" and "Fred". The "More" button next to "Fred" is circled in red. A blue arrow points from this button to a context menu that is open over the "Fred" participant. The menu options are: Mute, Chat, Stop Video, Make Host, Allow Record, Rename (highlighted in blue), Put in Waiting Room, Remove, and Report...

Participants (2)

PV Potomac Valley Swimmi... (Host, me) [Mute] [More]

F Fred [Mute] [More]

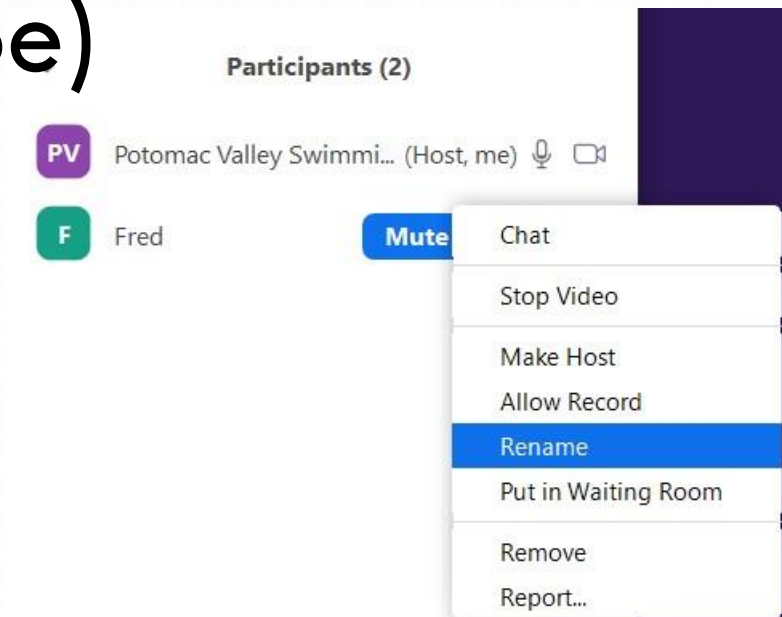
Participants (2)

PV Potomac Valley Swimmi... (Host, me) [Mute] [Chat] [Stop Video] [Make Host] [Allow Record] [Rename] [Put in Waiting Room] [Remove] [Report...]

F Fred [Mute] [Chat] [Stop Video] [Make Host] [Allow Record] [Rename] [Put in Waiting Room] [Remove] [Report...]

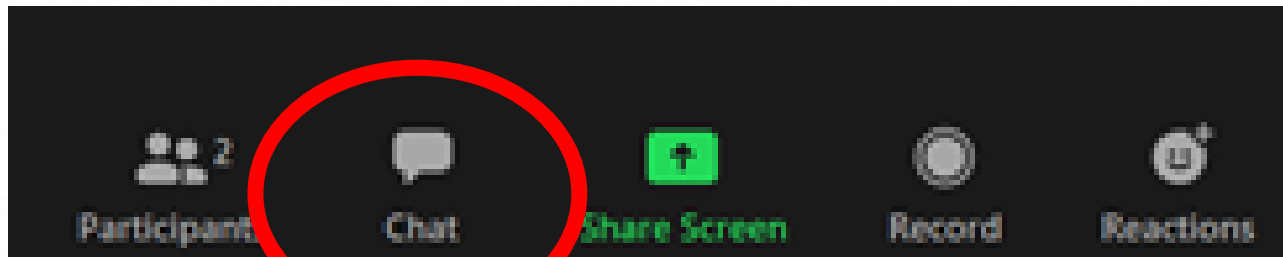
EASTERN ZONE SEPTEMBER MEETING

- Rename yourself to include your LSC and full name (e.g. CT – John Doe)



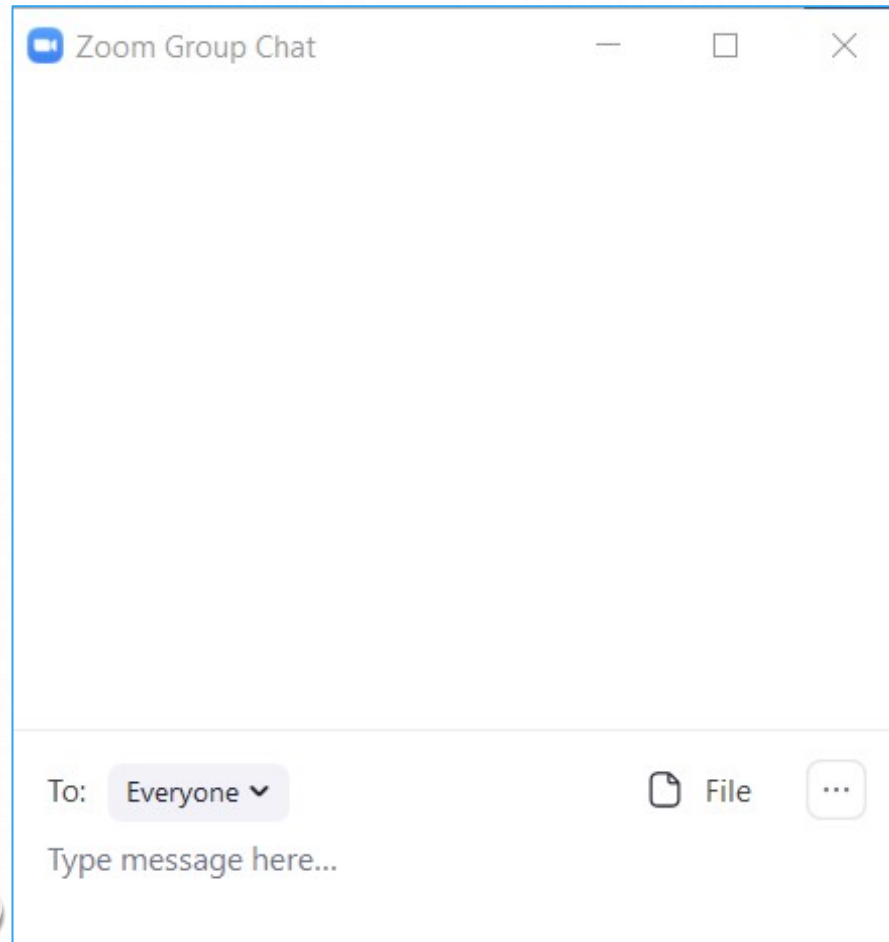
EASTERN ZONE SEPTEMBER MEETING

- Chat window



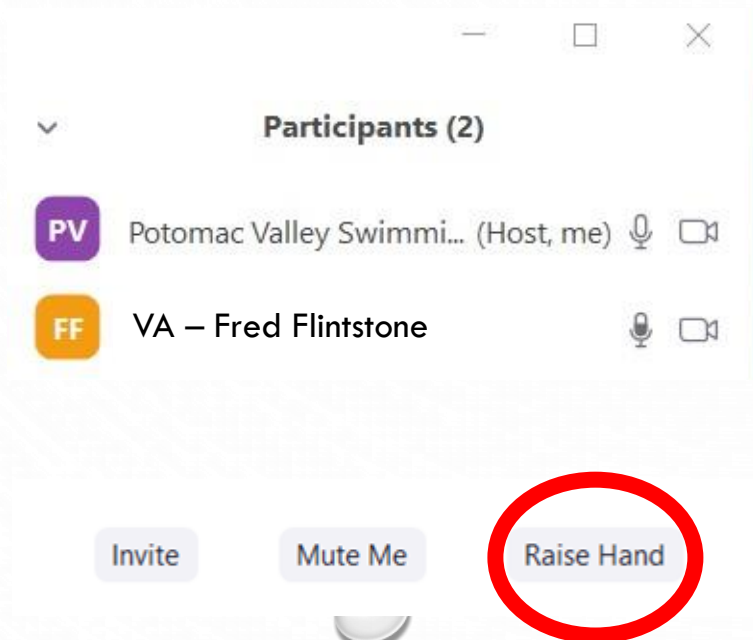
EASTERN ZONE SEPTEMBER MEETING

- Chat window



EASTERN ZONE SEPTEMBER MEETING

- Raising your hand
- In the Participants Tab, click Raise Hand



EASTERN ZONE SEPTEMBER MEETING

- To speak, first unmute
- Hold down the Space Bar to talk



EASTERN ZONE SEPTEMBER MEETING

- Unmute to speak (alternative)
- Click the Unmute Icon

